



## HydroTap G5 BC60 Elite Plus Chrome

Boiling Chilled

 **Finish:** Chrome

**Product code:** H5E704Z00AU

**Capacity:** Commercial

Zip HydroTap Design Range Boiling, Chilled, Filtered water tap features a single under bench command centre including full colour interactive touch screen display with pin code protection and customisable settings including boiling water safety mode, 2 energy saving modes including ON/OFF timers and 2 hour sleep mode, 'Quiet' mode with automated intelligent fan speed adjustment, antimicrobial protection impregnated into key water paths for enhanced hygiene, 100% water efficient air cooled technology, and 0.2 micron water filtration.

# Specifications

Product name	HydroTap G5 BC60 Elite Plus Chrome
Product code	H5E704Z00AU
Filtered water type	BC
Product approvals	WaterMark, RCM, ARC
Warranty	5 years (appliance warranty 36 months plus additional 24 months tank warranty)

# Capacity, weight & dimensions

Number of people	41-60
Boiling cups per hour	160
Chilled cups per hour	175

# Plumbing

Water supply requirements	Cold
Water connection	1/2" BSP (G1/2)
Water valves	Integrated 500kPa Pressure limiting valve and Dual Check Valve
Water pressure	Min 250kPa - Max 700kPa

# Electrical

Power rating	2.1kW 220-240V 50Hz
Power supply	1 × 10 Amp socket outlet

# Tap design

Tap	Zip HydroTap Design Range ELITE PLUS Tap (Chrome)
HydroTap style	Elite Plus
Finish	Chrome

# Command centre

Dimensions

W395mm x D487mm x H333mm

## Installation

### Installation requirements

1. Installation and connection of your Zip HydroTap must be carried out by a qualified person, observing national and local regulations.
2. You will require suitable mains electrical and drinking water connections, plus waste water drainage all within 1.5 metres of the product.
3. **Discrete cabinetry cut outs are required for airflow. 40mm minimum clearance on cupboard base overhang required otherwise alternative installation options are available.**
4. Installation on most bench tops is straightforward however some stone bench tops may require a specialised cutting service.
5. If you live in a hard water area, we recommend installation of a Zip scale filtration kit.
6. Installation by Zip Professional Service can be arranged with a phone call or through [www.zipwater.com/book-service-visit](http://www.zipwater.com/book-service-visit)

### Files

Installation Layout 3D (DWG)

Installation Layout 3D (DWG)

Installation Layout (PDF)

**Ventilation requirements** Contact your local service provider if ventilation is not suitable

**Option 1. Cupboard with 40mm min overhang**

40mm min

50mm min clearance beside inlet

100mm min clearance

Air inlet grille cut-out

Air exhaust cut-out

min. 40

325

min. 40

350

**Option 2. Cupboard with less than 40mm overhang**

50mm min clearance beside inlet

Floor mounting plate cut-out

Air exhaust cut-out

40

350

60

285

**Tap Positioning**

Position the Tap to dispense into the sink. Alternatively, mount on a Font, available as an accessory.

Ø35mm hole for Tap

Sink

Classic Plus tap

4mm buffer pad air space

Raised Font with Extension (optional accessory)

Clearance Envelope

200 min.

333

IEC Flex & Plug 230-240V, 50Hz power outlet

Air inlet grille

50 min.

395

A minimum overhang or kickboard height is required for ventilation. Refer to the installation instructions.

Mains cold water isolation valve (not supplied)

487

**HydroTap Tap options**

**Classic Plus**

116

216

126

Ø46

Ø35mm hole required

**Classic**

116

208

126

Ø46

Ø35mm hole required

**Elite Plus**

112

221

134

Ø46

Ø35mm hole required

**Touch-Free Wave**

100mm clearance envelope is required.

116

214

126

Ø46

Ø35mm hole required

100

For Sink installations, install on the left-hand side of the sink for ease of access to Boiling water function.

**Font options**

**Raised Font with 135mm Extension part no. 95258**

116

260

351

Ø46

116

20

268

**Font with 135mm Extension part no. 90915**

116

260

351

Ø46

104

6

Ø219

**Cutting detail**

Ø10 for M6 stud

Ø86 hole for bowl

Ø35 hole for tap

152

116

164

**Cutting detail**

Ø108 hole for bowl

Ø35 hole for tap

Ø10 for M6 stud

60

104

Ø219

**HydroTap G5 BC40, BC60**

shown with Classic Plus tap and Raised Font (optional accessory)

SCALE 1:5

ALL DIMENSIONS IN MM UNLESS OTHERWISE SPECIFIED. INSTALLATION DIAGRAMS ARE FOR ILLUSTRATIVE PURPOSES ONLY. HOSES ARE NOT SHOWN TO SCALE AND CANNOT BE LENGTHENED.

# BIM files



↓ ArchiCAD Swift  
Globals Library  
(LCF)



↓ ArchiCAD Zip Water  
Library (LCF)



↓ Revit Project File  
(RFA)



↓ Revit Virtual  
Showroom (RVT)

↓ Download all

# Certifications



Environment  
ISO 14001



Health & Safety  
AS/NZS 4801



Quality  
ISO 9001



↓ ARC (PDF)



↓ Environment ISO  
(PDF)



↓ Environmental  
Product Declaration  
Brochure (PDF)



↓ Filter performance  
(PDF)



↓ Health & Safety  
(PDF)




↓ HydroTap Clean  
SDS (PDF)




↓ Quality ISO (PDF)

# Manuals & brochures




 Brochure (PDF)




 Instruction manual (PDF)




 Quick guide (PDF)



 Tap operation label (PDF)



 User manual (PDF)

 Download all